

NARVA L.E.D DRIVING LIGHTS & LIGHT BARS


2018/19 PRODUCT RANGE



For more on Narva's L.E.D range visit narva.com.au



NARVA
THE VISION TO GO FURTHER



VR DRIVING LIGHT EXPERIENCE

PUT YOURSELF IN THE FRONT SEAT.

Now you can test the range in action for yourself! It's as easy as 1, 2, 3!

1. Visit the Narva VR Driving Light Experience page

Simply scan the QR code or visit

www.narva.com.au/vrexperience



2. Select your favourite terrain



Highway



Dirt Road



4WD Track

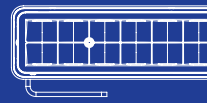
3. Interchange Narva L.E.D lighting products



Ultima Enhanced
Optic Driving
Lights



Ultima
High Powered
Driving Lights



Explora
Optic Drive™
Light Bars

While not essential, a VR headset will make the experience even more realistic!

INTRODUCING OUR GROWING LINE-UP OF L.E.D DRIVING LIGHTS AND LIGHT BARS.

With innovative technology and superior components, the top-tier Ultima range and economical Explora range represent exceptional value for money.

ULTIMA L.E.D

ENHANCED OPTIC: 175 & 225

Premium styled driving lights utilising the latest in enhanced free form 'Optic Drive™' L.E.D technology to capture and harness the light output for maximum performance.



ULTIMA L.E.D

HIGH POWERED: 180 & 215

High powered and heavy-duty, these lights are ideal for both 4WD and transport markets, engineered in Australia for extreme conditions.



EXPLORA

14" SINGLE ROW, 22" SINGLE ROW
& 22" DOUBLE ROW LIGHT BARS

The range features Advanced 'Optic Drive™' technology, one piece diecast aluminium housing and a tough polycarbonate lens.

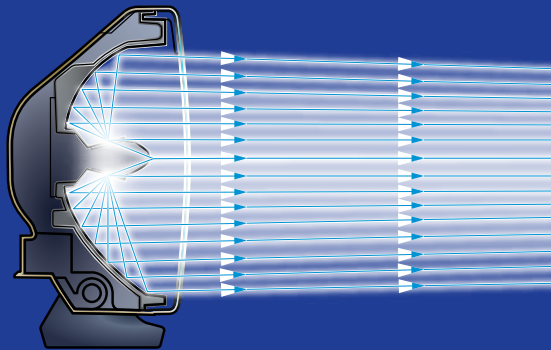


Powerful, stylish and durable, ask for Narva L.E.D products at your local automotive or 4x4 retailer today!

Goodbye
weekday commute...
**HELLO
WEEKEND
ESCAPE**

SUPERIOR TECHNOLOGY MEETS PREMIUM STYLE.

Ultima's Enhanced Optic L.E.D driving lights set the benchmark for lighting technology, partnered to sleek, premium styling. Specifically designed to endure the harshest Australian conditions, they produce a H.I.D like output with all the benefits of L.E.D. The Enhanced Optic range transform everyday 4x4s and SUVs into luxurious escape vehicles.



ENHANCED FREE FORM 'OPTIC DRIVE™' TECHNOLOGY

Enhanced free form optics capture and focus more of the light generated from the L.E.Ds to produce a greater penetrating light output down the road, eliminating wasted light and focusing the beam where you need it most.



Visit
narva.com.au/enhanced

ULTIMA L.E.D
175

ULTIMA L.E.D
225

CLASS LEADING PERFORMANCE

- The very latest in Cree® XHP50.2 L.E.D chip sets produce an extremely efficient yet powerful white light output (5000°K)
- High colour rendering index (CRI 70) improves visibility with reduced glare, increased clarity and better depth perception
- Ultra-low current draw places minimal strain on a vehicle's electrical system



Personalise your look with included Interchangeable Black & Blue Glare Shields.



STRIKING APPEARANCE, BUILT TO ENDURE

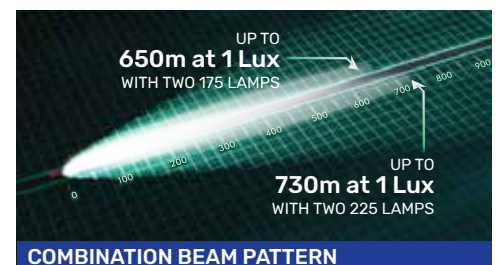
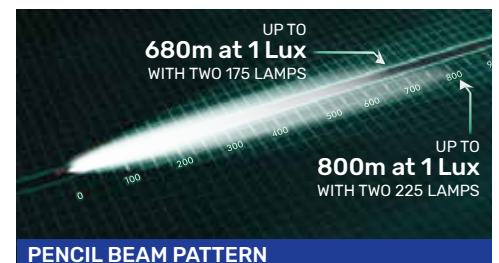
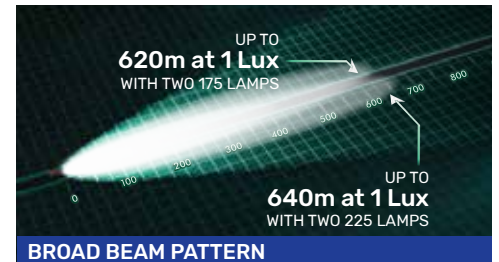
- Outstanding performance matched to a sophisticated and stylised European design to enhance a vehicle's appearance
- Built-in 'Active Thermal Management System' (ATMS) enables the lamp to run harder for longer
- Proven heavy duty multi-position bracket offering multiple mounting positions to guarantee the perfect fit
- Fully sealed against water and dust ingress (IP67) and utilising an integrated DT Connector for a secure power connection
- Unique internal heatsink directs heat build-up out via reflector vents to eliminate chances of condensation and lens fog

AVAILABLE IN SINGLE BROAD BEAM, SINGLE PENCIL BEAM OR A COMBINATION KIT

Single **Pencil Beam** or **Broad Beam** Driving Lights include:

- 1x Broad Beam L.E.D Driving Light **OR** 1x Pencil Beam L.E.D Driving Light
- 1x Hard Coated Polycarbonate Lens Protector
- 1x Stainless Steel Mounting Hardware Kit
- 1x Cable with Pre-wired DT Connector
- 1x Additional interchangeable Black Glare Shield Cap
- 1x Instruction Booklet

PART NO.
175 PENCIL BEAM: 71648 / 175 BROAD BEAM: 71638
225 PENCIL BEAM: 71668 / 225 BROAD BEAM: 71658



Combination Kits include:

- All of the items listed above for
- 1x Broad Beam L.E.D Driving Light **AND** 1x Pencil Beam L.E.D Driving Light
- 1x Extreme-Duty Plug 'n' Play Wiring Harness Kit

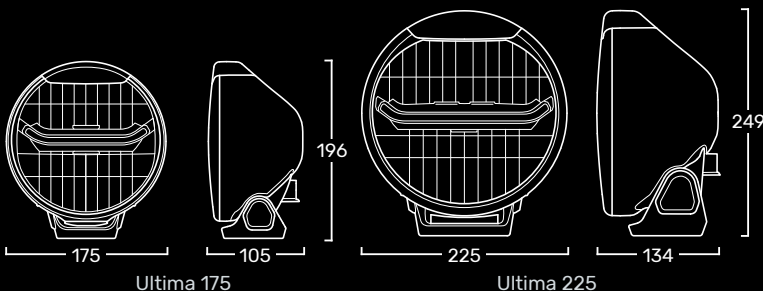
PART NO.
175 COMBINATION KIT: 71665
225 COMBINATION KIT: 71705



Includes Wiring Harness



SPECIFICATIONS



Dimensions are measured in mm without lens cover.

INPUT VOLTAGE RANGE 9-33V
L.E.D TYPE: 15 Watt XHP50.2 Cree® L.E.Ds
OPERATING TEMP: -10°C to 65°C
COLOUR TEMP: 5000°K
HEAT MANAGEMENT: Active Thermal Management System (ATMS)
EMC: ECE R10
IP RATING: IP67

CURRENT DRAW 3A at 12V
L.E.D POWER: 30 Watts
NO. OF L.E.Ds: 2
LUMENS: 3,800 raw
 1,663 effective
WEIGHT: 1.1kg

ULTIMA 175
 3A at 12V
 30 Watts
 2
 3,800 raw
 1,663 effective
 1.1kg

ULTIMA 225
 4.6A at 12V
 45 Watts
 3
 5,700 raw
 2,500 effective
 2.2kg

ENGINEERED FOR YOU

RELIABLE AND HIGH POWERED FOR HIGHWAYS OR OFF-ROAD.

Part of Narva's top-of-the-range Ultima L.E.D family, the High Powered 215 and all-new compact 180 driving lights utilise a class leading hybrid beam pattern combining volume for off-road 4WD use and long range performance for transport.

The super powerful 5 watt XP-G2 Cree® L.E.Ds produce pure white light (5700°K) while highly polished, super-efficient aluminium metallized reflectors utilise precisely scalloped parabolas for the ultimate control and performance.



ENGINEERED TO BE PERSONALISED

The Ultima 180 & 215 appearance is totally customisable with up to **12 colour combinations**, giving a vehicle it's own signature look. Each kit comes standard with a Stainless Satin Bezel and blue, black, red and yellow interchangeable inner trim pieces.



Optional Accessories:

Gloss Black Bezel

PART NO.

180: 74142 / 215: 74145

Chrome Plated Bezel

PART NO.

180: 74143 / 215: 74146



ULTIMA L.E.D HIGH POWERED DRIVING LIGHTS



ULTIMA L.E.D
180



ULTIMA L.E.D
215

Visit
narva.com.au/highpowered

ENGINEERED FOR VERSATILITY

- Unique tool-free vertical adjustment affords quick on-the-fly beam correction via the ergonomic aluminium adjuster knob
- Superior mounting bracketry suspension system utilises polymer rubber to suspend the lamp, making it impervious to shock and vibration
- Multi-slot 3-bolt mounting options ensures suitability for all bull bar and nudge bar models



DT Connector




Nitto Breather Vent

ENGINEERED FOR DURABILITY

- Constructed from light weight super strong Pressure Die Cast Aluminium for uncompromised strength and rugged durability
- Built-in 'Active Thermal Management System' (ATMS) enables the lamp to run harder for longer
- Fully sealed against water and dust ingress (IP66 & IP67) utilising a genuine Nitto breather vent and integrated DT connector
- Virtually unbreakable hard coated polycarbonate lens and see-through lens protectors for stone and debris protection

ULTIMA L.E.D HIGH POWERED DRIVING LIGHTS



ULTIMA 180 BEAM PATTERN



ULTIMA 215 BEAM PATTERN

ULTIMA 180 & 215 LIGHTS INCLUDE:

- 1x Hybrid Beam L.E.D Driving Light
- 1x Hard Coated Polycarbonate Lens Protector
- 1x Stainless Steel Mounting Hardware Kit
- 1x Cable with Pre-wired DT Connector
- 4x Interchangeable Trim Pieces
- 1x Fitting Instruction Booklet

PART NO.
ULTIMA 180: 71730
ULTIMA 215: 71740



RECOMMENDED PLUG 'N' PLAY WIRING HARNESS PART NO. 74403

The premium Extreme-Duty Plug 'n' Play L.E.D driving light wiring harness kit has been tailored specifically to get maximum performance from Ultima lamps and contains everything you need for an easy, professional installation.

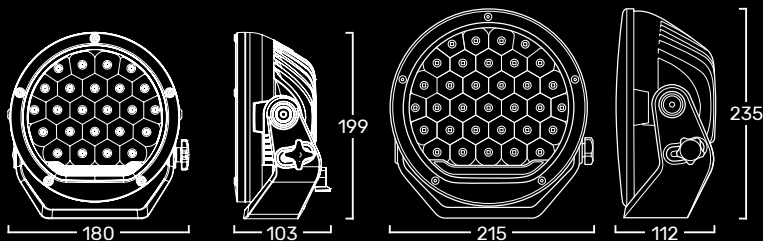




Ultima L.E.D
215 Driving Light
displayed

ULTIMA L.E.D HIGH POWERED DRIVING LIGHTS

SPECIFICATIONS



Ultima 180

Ultima 215

Dimensions are measured in mm without lens cover.

INPUT VOLTAGE RANGE 9-33V
L.E.D TYPE: 5 Watt XP-G2 Cree® L.E.Ds
OPERATING TEMP: -40°C to 65°C
COLOUR TEMP: 5700°K
HEAT MANAGEMENT: Active Thermal Management System (ATMS)
EMC: ECE R10
IP RATING: IP66 & IP67

	ULTIMA 180	ULTIMA 215
CURRENT DRAW	8.9A at 12V	13.8A at 12V
L.E.D POWER:	120 Watts	165 Watts
NO. OF L.E.Ds:	24	33
LUMENS:	12,000 raw 6,795 effective	16,500 raw 10,175 effective
WEIGHT:	1.75kg	3.2kg

SUPERIOR CONSTRUCTION, FULLY SEALED & ULTRA SLIMLINE DESIGN.

Available in 3 ultra slimline sizes with sturdy adjustable mounting brackets and accompanied by a full range of optional fitment and wiring accessories, Explora L.E.D light bars will fit just about any 12V or 24V vehicle.

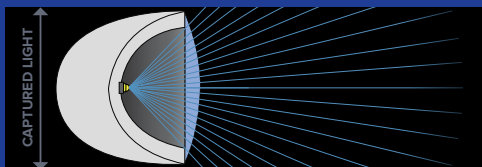
They are constructed with a virtually unbreakable lens and a one piece diecast aluminium housing, designed without end caps, providing optimum sealing and heat dissipation.



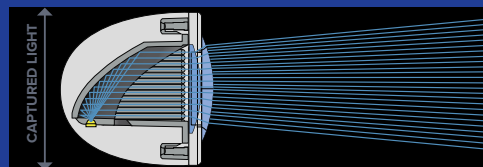
30% BRIGHTER THAN A CONVENTIONAL L.E.D LIGHT BAR*

Advanced 'Optic Drive™' technology captures and focuses more of the light generated from the 5W L.E.Ds to produce a more penetrating light output down the road. Eliminating wasted light output and focusing the light where you need it most results in a 30% brighter output.*

Conventional Optics



Optic Drive™ Technology



*Explora L.E.D light bar when compared with a conventional L.E.D light bar of the same length.

EXPLORA

WHERE WILL
YOU EXPLORA?



22" DOUBLE ROW 36 L.E.D.s



22" SINGLE ROW 18 L.E.D.s



14" SINGLE ROW 12 L.E.D.s



Visit
narva.com.au/explorabars

SUPERIOR CONSTRUCTION

- One piece die cast aluminium housing designed without end caps provides optimum sealing and heat dissipation
- Virtually unbreakable hard coated polycarbonate lens
- Stainless steel brackets and mounting hardware (SUS 304)
- Fully sealed and submersible (IP68 & IP69K)
- Integrated Genuine Nitto Breather Vent
- Pre-wired weatherproof DT connector



Nitto Breather Vent



Stainless Steel Brackets

OPTIONAL ACCESSORIES

BULL BAR TUBE MOUNT BRACKETS

- Available in 3 sizes for single row or double row light bars
- Allows fitment onto most tubular style nudge bars and bull bars


Single - 2"/50.8mm Diameter	PART NO. 72293
Single - 2.5"/63.5mm Diameter	PART NO. 72294
Single - 3"/76.2mm Diameter	PART NO. 72295
Double - 2"/50.8mm Diameter	PART NO. 72296
Double - 2.5"/63.5mm Diameter	PART NO. 72297
Double - 3"/76.2mm Diameter	PART NO. 72298



350MM LICENSE PLATE BRACKET


PART NO. 72292

- Allows fitment of 14" light bar without requiring a nudge bar or bull bar
- No drill holes required
- Lightweight aluminium
- Durable powder coated finish
- Suits standard Australian, New Zealand & European licence plates




WIRING HARNESS PART NO. 74401

- Contains everything required for an easy and professional connection
- Ensure light bars perform to their maximum capacity




14" SINGLE ROW L.E.D LIGHT BAR WITH LICENSE PLATE BRACKET

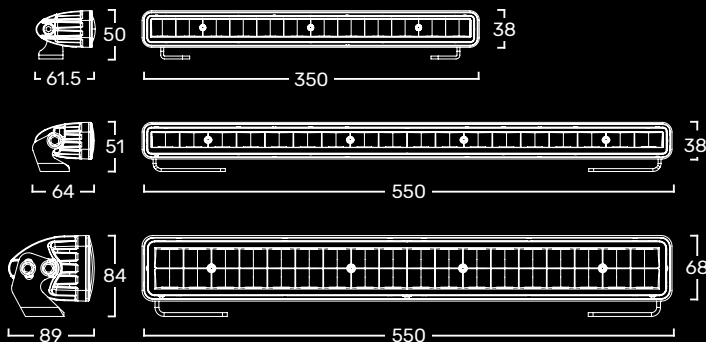
PART NO. 72273



EXPLORA L.E.D LIGHT BAR BEAM PATTERNS



SPECIFICATIONS



Dimensions are measured in mm with 2 'L' mounting brackets.

INPUT VOLTAGE RANGE	9-32V
L.E.D TYPE:	5 Watt Osram® DURIS-P8 L.E.Ds
OPERATING TEMP:	-30°C to 65°C
COLOUR TEMP:	5700°K
HEAT MANAGEMENT:	Active Thermal Management System (ATMS)
EMC:	ECE R10
IP RATING:	IP68 & IP69K

	14" SINGLE PART NO. 72272	22" SINGLE PART NO. 72274	22" DOUBLE PART NO. 72282
CURRENT DRAW	2.6A at 12V 1.3A at 24V	3.7A at 12V 1.9A at 24V	6.6A at 12V 3.0A at 24V
L.E.D POWER:	60 Watts	90 Watts	180 Watts
LUMENS:	6,000 raw 2,377 effective	9,000 raw 3,589 effective	18,000 raw 6,217 effective
WEIGHT:	650g	1100g	2420g



For more on Narva's L.E.D range or to find a local stockist visit narva.com.au

NARVA
THE VISION TO GO FURTHER

Distributed by Brown & Watson International Pty. Ltd.
Knoxfield, Victoria 3180 National Toll Free: 1800 113 443