

MORE SWITCHED ON

NEW PRODUCT RELEASE

CHARGE N' MAINTAIN AUTOMATIC BATTERY CHARGERS



Charge N' Maintain Automatic Battery Chargers

Projecta is proud to release new and improved additions to their expansive battery charger range. The Charge N' Maintain is perfectly suited to the DIY'er. No fuss options mean you can simply hook them up and the charger will do the rest. Projecta's Charge N' Maintain range offers a safe and practical method for charging all your automotive and marine batteries.

Projecta Charge N' Maintain Chargers are 'Smart Chargers'. This technology offers switchable charging stages that ensure an accurate and efficient charge for your battery. This allows longer life and better performance for your battery over extended periods of time.

Projecta's Charge N' Maintain Smart Chargers communicate with the battery and ascertain its level of charge. This allows the charger to balance its load and optimise its charging methods to ensure charging is stopped when the battery reaches capacity.

Product Features

Switch Mode Technology converts 240V power to 12V DC using electric components, unlike traditional chargers with heavy transformers. This allows the charger to remain lightweight and compact without sacrificing on performance.

The Charge N' Maintain range are spark-free and are protected against accidental reverse connection significantly increasing safety.

The chargers are IP65 rated ensuring they're reliably weatherproof.

The colour code charge indicators show POWER on, CHARGING and FULLY CHARGED. (AC008/AC015)

The LCD screen displays charge information for ease of use. (AC040/AC080)

CHARGE N' MAINTAIN AUTOMATIC BATTERY CHARGERS

0.8 Amp 12V Automatic Battery Charger AC008

4 STAGE
0.8 AMP

APPLICATION GUIDE



AUTOMOTIVE BATTERIES
(MAINTAIN)



FULLY AUTOMATIC

- Simple connect and forget
- No risk of over-charging
- Maintains battery ready for use



SAFE & SIMPLE

- Spark-free & polarity protected
- Safe to use while the battery is still in the vehicle




HARD-WIRING

- Inter-changeable fused wiring harness for permanent installation



TWO YEAR WARRANTY

- Covers defects in material and or workmanship



Part No. AC008

Bar Codes

9315219100344 (1)

19315219100341 (20)

1.5 Amp 12V Automatic Battery Charger

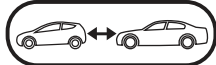
AC015

4 STAGE
1.5AMP

APPLICATION GUIDE



AUTOMOTIVE BATTERIES (CHARGE)



AUTOMOTIVE BATTERIES (MAINTAIN)



FULLY AUTOMATIC

- Simple connect and forget
- No risk of over-charging
- Maintains battery ready for use



SAFE & SIMPLE

- Spark-free & polarity protected
- Safe to use while the battery is still in the vehicle




HARD-WIRING

- Inter-changeable fused wiring harness for permanent installation



TWO YEAR WARRANTY

- Covers defects in material and or workmanship



Part No. AC015

Bar Codes

9315219100351 (1)

19315219100358 (20)

CHARGE N' MAINTAIN AUTOMATIC BATTERY CHARGERS

4 Amp 6V/12V Automatic Battery Charger AC040

8 STAGE
4 AMP

APPLICATION GUIDE



AUTOMOTIVE BATTERIES



MARINE BATTERIES



DEEP CYCLE BATTERIES



AUTOMOTIVE BATTERIES
(6 VOLT)



FULLY AUTOMATIC SAFE & EASY

- Fully automatic and spark free
- Short circuit and polarity protected
- Safe to use while the battery is still in the vehicle
- Simply connect and forget



ADJUSTABLE OUTPUT

- Suits different battery sizes
- Adjusts the output to suit different battery sizes for optimum charging



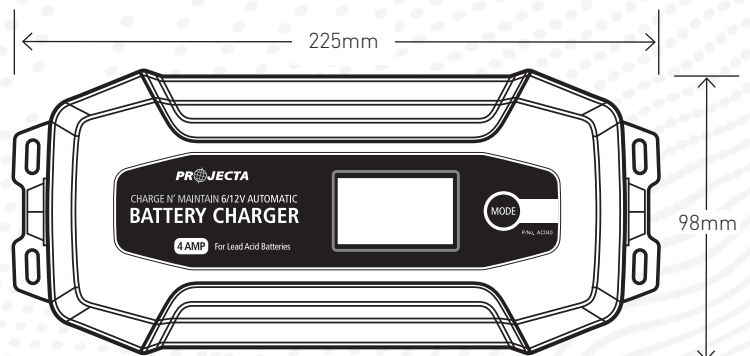
HARD-WIRING

- Inter-changeable fused wiring harness for permanent installation



TWO YEAR WARRANTY

- Covers defects in material and or workmanship



Part No. AC040

Bar Codes

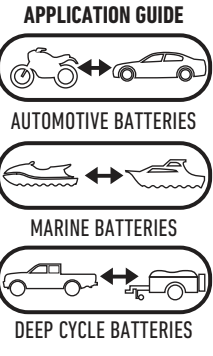
9315219100368 (1)

19315219100365 (16)

8 Amp 12V Automatic Battery Charger

AC080

8 STAGE
8 AMP



FULLY AUTOMATIC SAFE & EASY

- Fully automatic and spark free
- Short circuit and polarity protected
- Safe to use while the battery is still in the vehicle
- Simply connect and forget



ADJUSTABLE OUTPUT

- Suits different battery sizes
- Adjusts the output to suit different battery sizes for optimum charging




HARD-WIRING

- Inter-changeable fused wiring harness for permanent installation



TWO YEAR WARRANTY

- Covers defects in material and or workmanship



Part No. AC080

Bar Codes

9315219100375 (1)

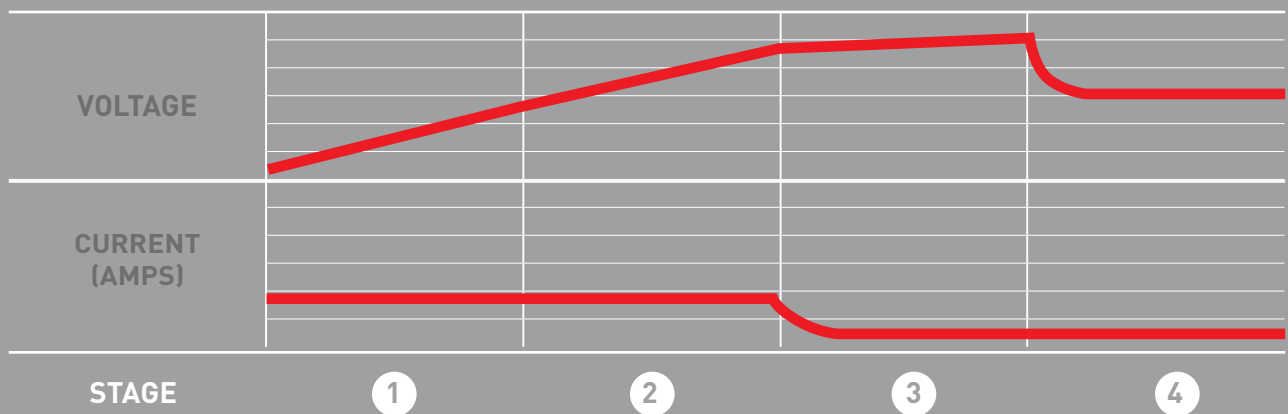
19315219100372 (10)

CHARGE N' MAINTAIN AUTOMATIC BATTERY CHARGERS

Technical Specifications AC008/AC015

Part Number	AC008	AC015
Input (Nominal)	100VAC–240VAC, 50–60HZ	220VAC–240VAC, 50–60HZ
Input Power	17W	24.5W
Output Voltage	12V	12V
Output Current	0.8A	1.5A
Charging Stages	4 Stage	
1. Battery Health Check	0.8A up to 10.0V	1.5A up to 10.0V
1A. Stop Charging	If battery voltage has not reached 10.0V within 2 hours Stage 1, stop charging. Set error.	
2A. Bulk	0.8A to 14.4V	1.5A to 14.4A
2B. Bulk Timeout, Display F4, Stop Charging	22 hours ± 10%	22 hours ± 10%
3A. Absorption Voltage Hold for 30 mins transit to Float	14.4V	14.4V
4. Float Voltage Max. voltage is 13.5V for 2 min or current <0.3A, then off for 3 min. Repeat	13.5V for 2 mins or <0.3A then 2 mins rest, repeat	13.5V for 2 mins or <0.3A then 2 mins rest, repeat
Battery Voltage drops below a set voltage restarts Bulk	12.0V	
IP Rating	IP65	

How Automatic Charging Works (AC008/AC015)



- ① **Battery Health Check** Checks to make sure the battery can accept charge
- ② **Bulk Charge** Reduces charging time by delivering maximum current to a set voltage
- ③ **Absorption** Ensures a full charge to the battery without over-charging
- ④ **Float** Float charge maintains the battery at 100%

Charge Specifications AC008/AC015

Charge	C.C 10.0V timed	C.C to 14.4V	CV to 14.4V	13.7V

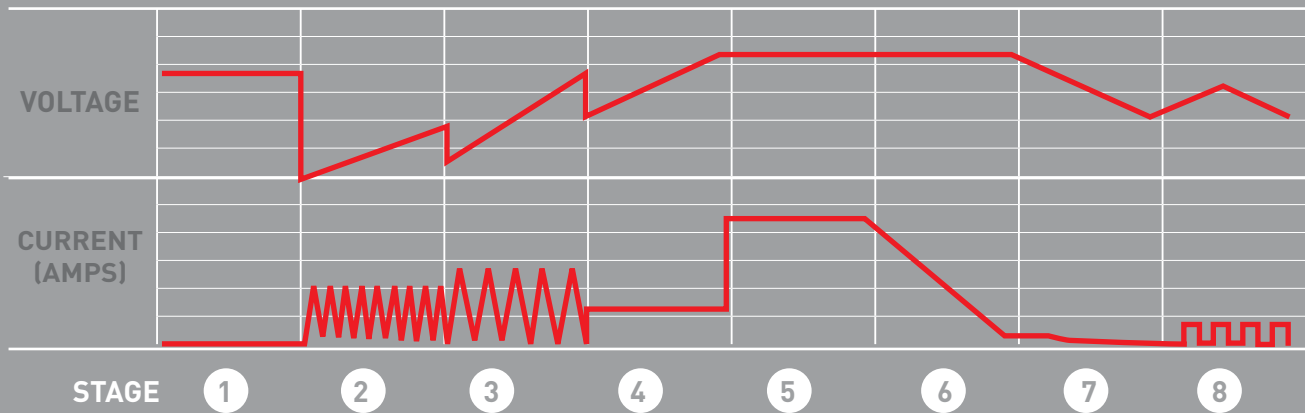
TECHNICAL SPECIFICATIONS

Technical Specifications AC040/AC080

Part Number	AC040				AC080		
	6V/4A	14.4V/4A	14.4V/4A	14.7V/4A	14.4V/2A	14.4V/8A	14.7V/8A
Input (Nominal)	220VAC–240VAC, 50–60HZ				220VAC–240VAC, 50–60HZ		
Input Power	35.5W@6V; 63.5W@12V				128.5W		
Output Voltage	6V	12V			12V		
Output Current	4A	1A	4A	4A	2A	8A	8A
Minimum Start Voltage	2.0V				2.0V		
Charging Stages	3 Stages	8 Stages					
1A. Battery Rescue Stage 1 (When batteries rise immediately over 14.4V when charge just begins)	–	Set current at 500mA charge up to 16V for 5 seconds until voltage reduces to 13.5V			Set current at 600mA up to 16V for 5 seconds until voltage reduces to 13.5V		
1B. Battery Rescue Stage 2 (For batteries more than 14.4V after Stage 1)	–	Set current at 500mA charge up to 17V for 2 hour timeout until voltage reduces to 13.5V			Set current at 600mA charge up to 17V for 2 hour timeout until voltage reduces to 13.5V		
2. Soft Pulse 2–6V: Charges for 1~2 sec @ 0.8A then turns off (Screen turns off) and repeats	–	2.0V–6V Set current at 0.8A until voltage rises above 6V for 2 hours timeout			2.0V–6V Set current at 0.8A until voltage rises above 6V for 2 hours timeout		
3. Pulse	–	6.0V–10.5V Set current at 0.8A & 2.0A for 5 seconds, alternately for 2 hours timeout			6.0V–10.5V Set current at 0.8A & 2.0A for 5 seconds, alternately for 2 hours timeout		
4. Soft Start	–	10.5V–12.0V Set current at 1A for 8 hours timeout. Transits to bulk			10.5V–12.0V Set current at 1A for 8 hours timeout. Transits to bulk		
5A. Bulk	4A to 6.8V	1A to 13.6V	4A to 13.6V	4A to 13.6V	2A to 13.6V	8A to 13.6V	8A to 13.6V
5B. Bulk Timeout, Display F4, Stop Charging	22 hours ± 10%				22 hours ± 10%		
6A. Absorption Voltage	7.2V	14.4V	14.4V	14.7V/4A	14.4V	14.4V	14.7V
6B. Absorption Transit current to Analysis	<0.6A	<0.5A	<0.6A	<0.6A	<0.5A	<1.2A	<1.2A
6C. Absorption Timeout Transit to Analysis or Float	6 hours ± 10%				6 hours ± 10%		
7. Analysis (Check) Stop Charging, if it drops below 12.5V display F04	–	60 second timeout ± 10%			60 second timeout ± 10%		
8. Float Voltage Max. voltage is 13.7V for 2 min or current for <0.3A, then off for 3 min. Repeat.	6.5~7.2V +10s minimum timer delay on	13.7V for 2 min or <0.3A, then 2 min rest, repeat					

TECHNICAL SPECIFICATIONS AC040/AC080

How Automatic Charging Works (AC040/AC080)



- 1 **Battery Rescue** Applies a high voltage to break down the Lead Sulphate build up in heavily sulphated batteries
- 2 **Soft Pulse** Pulses a small current to gradually build up battery voltage
- 3 **Pulse Charge** Increases the pulse current as the battery is starting to take charge
- 4 **Soft Start** Increases the battery life by gently starting to charge the battery
- 5 **Bulk Charge** Reduces charging time by delivering maximum current to a set voltage
- 6 **Absorption** Ensures a full charge to the battery without over-charging
- 7 **Battery Test** Tests the battery to ensure fully charged
- 8 **Float** Float charge maintains the battery at 100%

Charge Specifications AC040

Normal	500mA to 16~17V	Soft Pulse	Pulse Charge	Half Current 10.5-12.0V	CC to 13.6V	CV to 14.4V	Monitors battery response after the charging process	13.7V
Winter*						CV to 6.8V		
6V Mode					CC to 6.8V	CV to 7.2V		Cuts out 7.2V Cuts in 6.5V

Charge Specifications AC080

Normal	600mA to 16~17V	Soft Pulse	Pulse Charge	Half Current 10.5-12.0V	CC to 13.6V	CV to 14.4V	Monitors battery response after the charging process	13.7V
Winter*						CV to 14.7V		

* Winter Mode is recommended when the temperature is <5°C

Charging Times AC008, AC015, AC040 & AC080

	APPLICATION	VOLTAGE	BATTERY SIZE	CHARGE TIMES (HRS)
AC008	Automotive	12V	100-350CCA	Maintenance
	Marine	12V	150-400MCA	Maintenance
	Lithium (LiFePO ₄)	12V	1-8Ah	1-10
AC015	Automotive	12V	200-650CCA	Maintenance
	Marine	12V	250-700MCA	Maintenance
	Lithium (LiFePO ₄)	12V	1-15Ah	1-10

	APPLICATION	VOLTAGE	BATTERY SIZE	CHARGE TIMES (HRS)
AC040	Automotive	6/12V	40-480CCA	7-24
	Marine	6/12V	55-650MCA	7-24
	Deep Cycle	6/12V	7-80Ah	7-24
AC080	Automotive	12V	80-1000CCA	7-24
	Marine	12V	110-1300MCA	7-24
	Deep Cycle	12V	14-160Ah	7-24